

aiwa

Mini2 | SB-X50

User Manual

使用者指南

使用手説明書

उपभोक्तागाइड

사용자 설명서

คู่มือการใช้

hướng dẫn sử dụng

प्रयोगकर्ता पुस्तिका

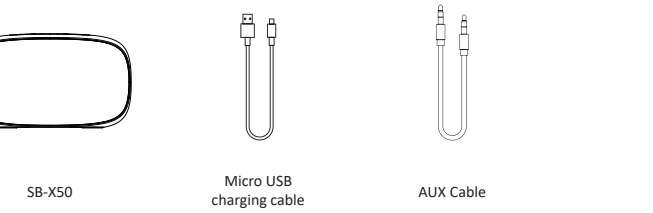
Important Safety Instructions

1. Please do not install device near any form of heat sources.
2. Please use accessories specified by the manufacturer.
3. Please refer all servicing to qualified personnel should there be any form of damage to the device.
4. Keep this user manual for future reference/ troubleshooting.
5. Please heed ALL safety cautions.

SAFETY CAUTIONS

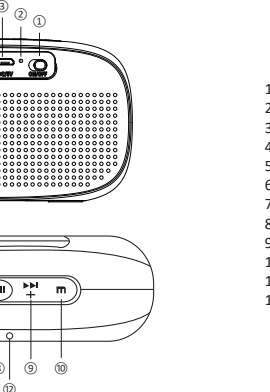
1. Keep device AWAY from fire and heat sources at all times.
2. Do NOT attempt to disassemble or alter the device.
3. Do NOT expose the device to excessive heat. (Direct sunlight e.g.).
4. Do NOT immerse/ expose device to any form of fluids.
5. Product label is located at the bottom of the product.

Unboxing



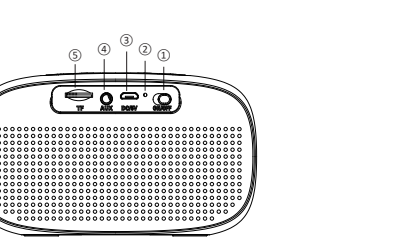
Please refrain from using any damaged components.
Contact your local authorised aiwa distributor/customer service

Device Overview




1. Power switch
2. Charging light indicator
3. Charging port
4. AUX In
5. TF Card Port
6. Calls button
7. Volume - / Previous song (Short press)
8. Play/ Pause/ TWS Connection/ Disconnection
9. Volume + / Next song (Short press)
10. Mode button
11. Microphone
12. Work Signal light indicator

Device Walkthrough - Power ON / OFF



Slide the power switch to ON position.

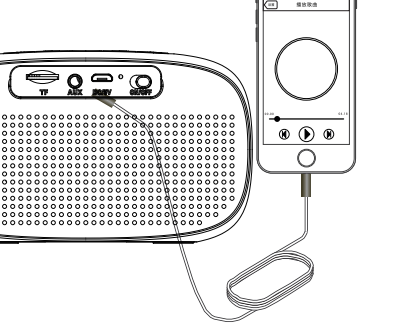
Device Walkthrough - Connection



1. Power on SB-X50.
2. Find "SB-X50" in your mobile devices list and connect.
3. Long press play/pause button (Refer to device overview page) to terminate connection.

Make sure there's only one device connecting at the same time
Make sure devices are within working distance (within 10 metres)
Use mode button to interchange playback mode (as in this order)

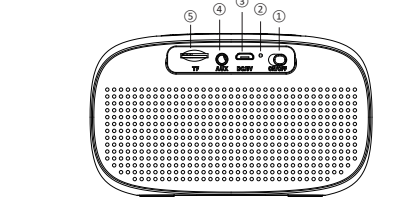
Device Walkthrough - AUX Connection



1. Power on SB-X50.
2. Connect 3.5mm AUX cable.

Use mode button to interchange playback mode (as in this order).

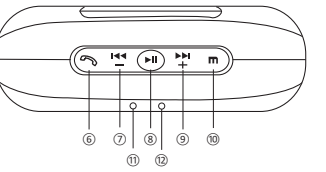
Device Walkthrough - TF Card Playback Mode



Insert TF card into TF card port (Refer to device overview page).

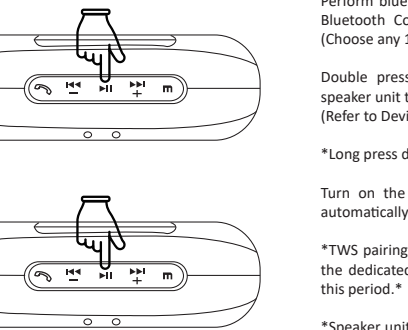
Use mode button to interchange playback mode (as in this order).

Device Walkthrough - Answering Calls



Short press calls button to answer an incoming call.
Long press calls button to reject an incoming call.
Short press calls button to end an ongoing call.

Device Walkthrough - True Wireless Stereo



Perform bluetooth connection (Refer to Device Walkthrough - Bluetooth Connection) with the selected host speaker unit (Choose any 1 between the 2).

Double press dedicated TWS function button on the host speaker unit to enter TWS pairing mode. (Refer to Device Overview)

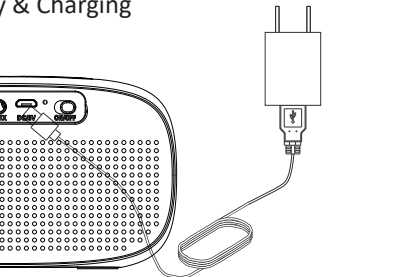
Long press dedicated TWS function button to exit TWS mode.

Turn on the other speaker unit, TWS connection will start automatically (Make sure both units are in close proximity).

TWS pairing mode lasts for 80 seconds only. Double pressing the dedicated TWS function button will have no effect within this period.

Speaker unit in TWS Mode > Power off > Power On > Speaker unit will remain in TWS Mode.

Device Walkthrough - Battery & Charging

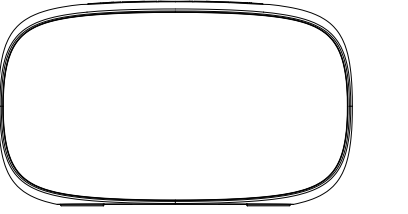


Connect Micro-USB charging cable to any power source and to SB-X50 as shown.

Charging time - Approx. 3 Hours
Playback time - Approx. 6 Hours

Low battery indicator - "Beep" sound every 15 seconds X 3 before device automatic shutdown

Cleaning & maintenance



Wipe down SB-X50 with a soft dry cloth.

Troubleshooting

I can't find "SB-X50" on my device's list/ unstable connection.

1. Make sure "SB-X50" and your device are within working distance.
2. Make sure SB-X50 is charged and has enough power.
3. Re-attempt to pair again

Disconnection occured within working distance.

1. Please make sure there are no metals or other materials within a relatively close range which will interfere with the connection.

Customer service

For more product information please visit www.int-aiwa.com.

Contact your local authorised dealer/ customer service. Refer to the warranty label provided in the box.

Limited Warranty

Please refer to the warranty label provided in the box.

Note: Disassembling device voids warranty.
Note: Liquid submersion voids warranty.

Device specifications

- Model - SB-X50
- Rated power - 10W
- Technology - V5.0
- Bluetooth Profile - A2DP, HFP, HSP, AVRCP
- Frequency response - 100Hz - 20KHz
- THD - $\leq 5\%$, @ 1KHz, 126mV
- Connection Range - 15M
- Battery Capacity - 1000mAh
- Speaker Dimension - 123 x 53 x 71 mm
- Weight - 250g

aiwa

Aiwa Electronics Int'l Co., Ltd.
Explore more at www.int-aiwa.com